



PORT of
vancouver

Vancouver Fraser Port Authority

Presentation to:
BCTA AGM 2025

Doug Mills, Senior Account Representative, Trade Development

June 13, 2025

Vancouver Fraser Port Authority enables Canada's trade

Enabling Canada's trade by being reliable and innovative, while protecting the environment.

- Core business of enabling Canada's trade
- External commitments
- Internal excellence

Vancouver Fraser Port Authority - Key Facts

- \$350 Billion in cargo handled annually
- Over 3,000 vessel calls annually
- Larger than the next 5 ports in Canada combined
- Supports over 130,000 jobs across Canada & 103,000 in BC
- Nearly 160 million metric tonnes of cargo traded in 2024
 - In 2022, LA Long beach handled 123 mmt
- \$1 of every \$3 of Canada's trade outside of North America
- Connects with more than 170 countries worldwide
- Second largest exporting port in North America

Governance

Diverse board of directors, composed of:

- Federally-appointed port users (7)
- Federal government appointee (1)
- British Columbia provincial government appointee (1)
- Other western Canada provinces appointee (1)
- Local government appointee (1)

2.4
million
people

Centerm Vanterm

DP World Fraser,
Surrey

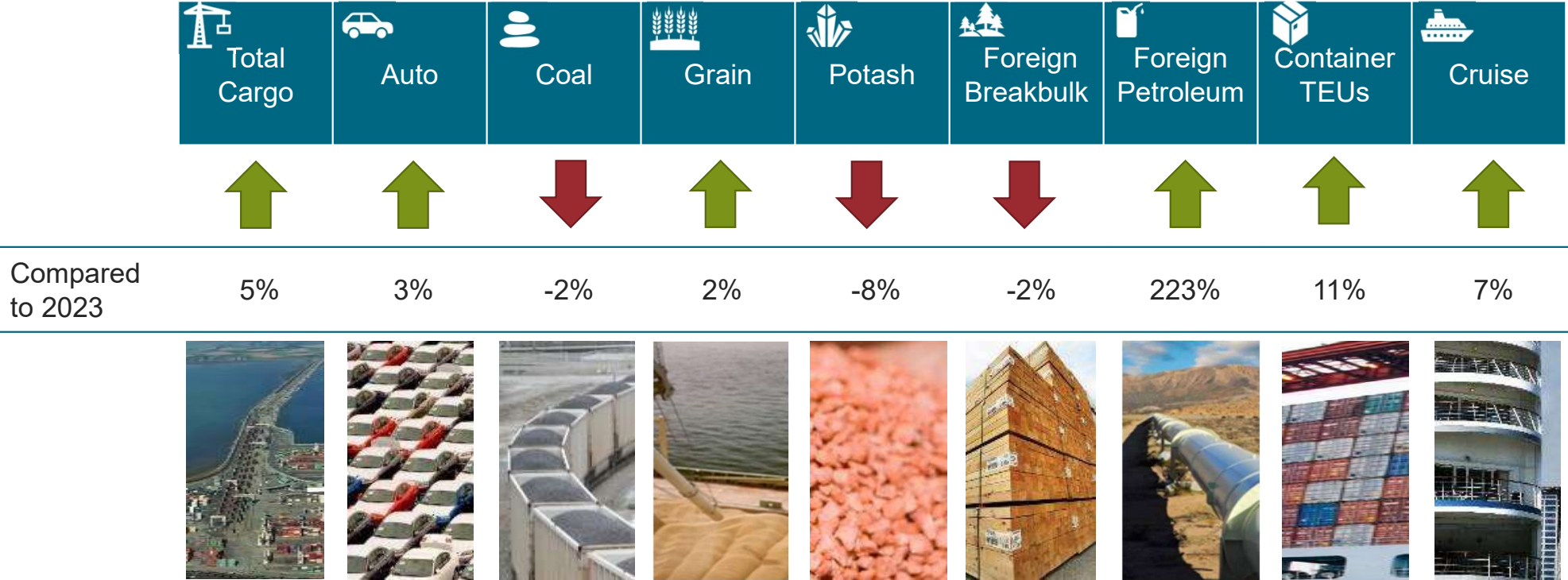
Deltaport

The Port of Vancouver intersects

- 16 municipalities
- the traditional and treaty lands of more than 35 Coast Salish groups

Port of Vancouver cargo volumes

Full Year 2024




Slide 6

MD1 I asked for and Kirk providing a 2025 YTD update
Mills, Doug, 2025-04-28T16:40:49.761

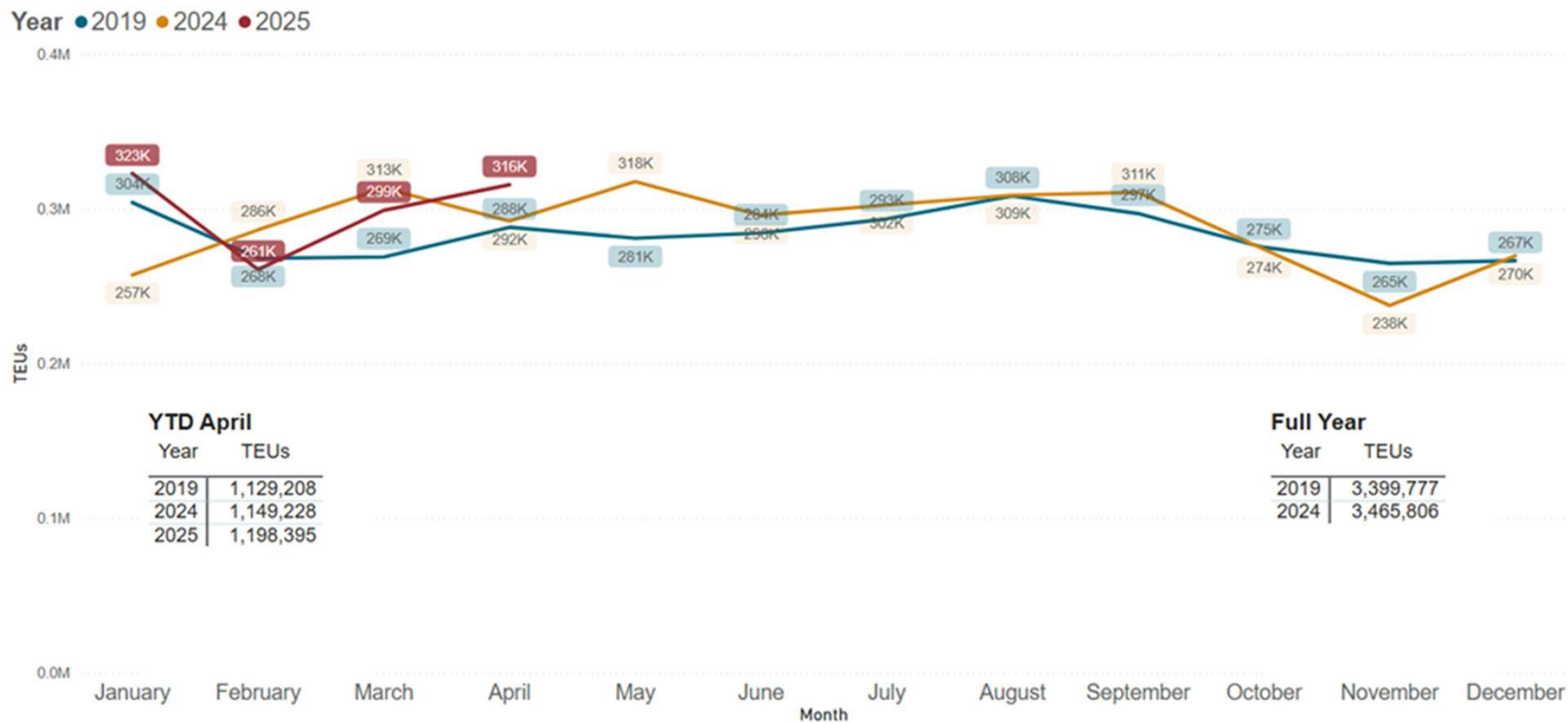
MD1 0 Updated YTD March slide added.. You can use both if you choose
Mills, Doug, 2025-04-28T16:49:58.009

Port of Vancouver cargo volumes

YTD April 2025



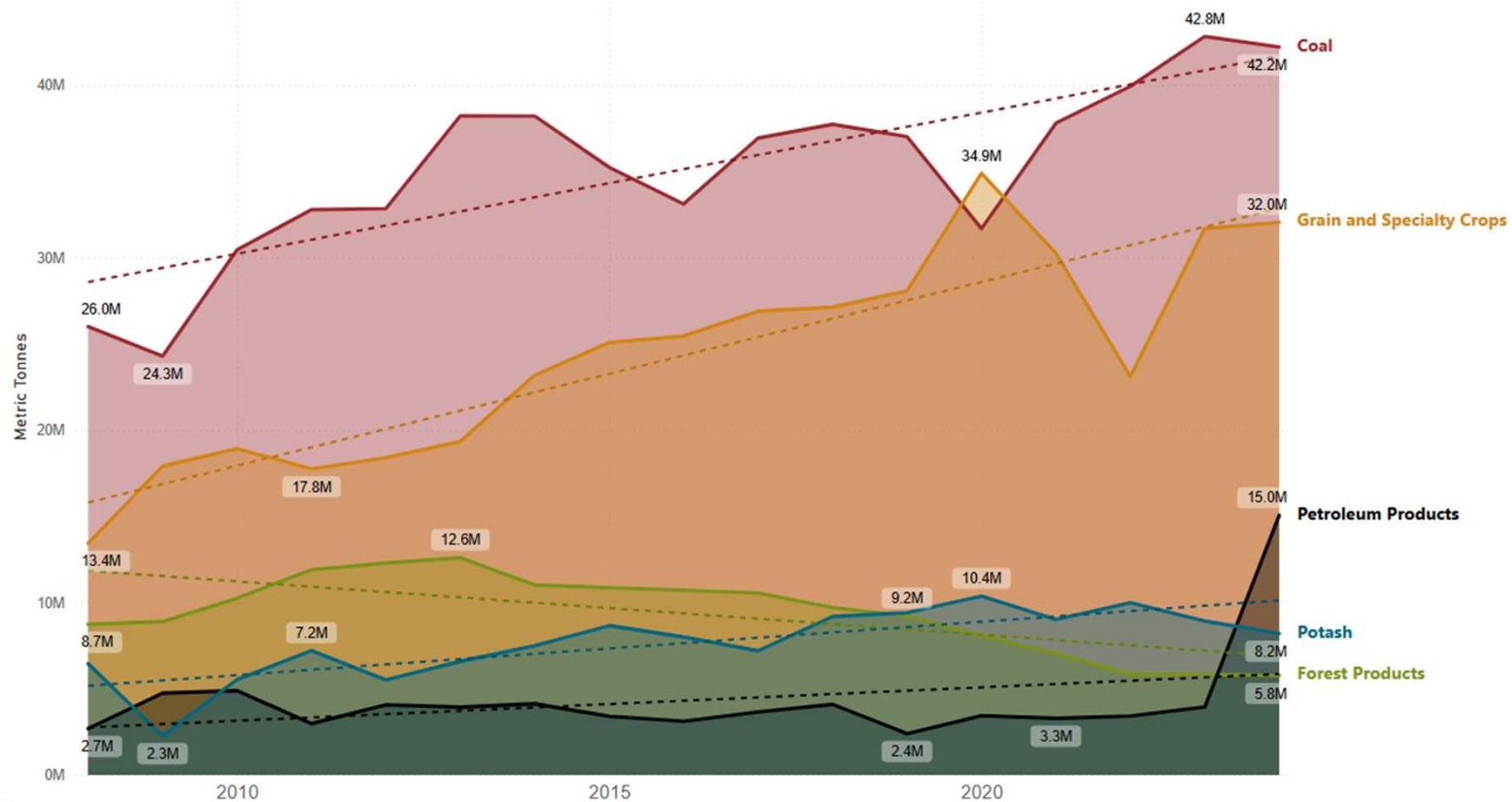
Container volumes: TEU comparison by month and year 2019, 2024, 2025



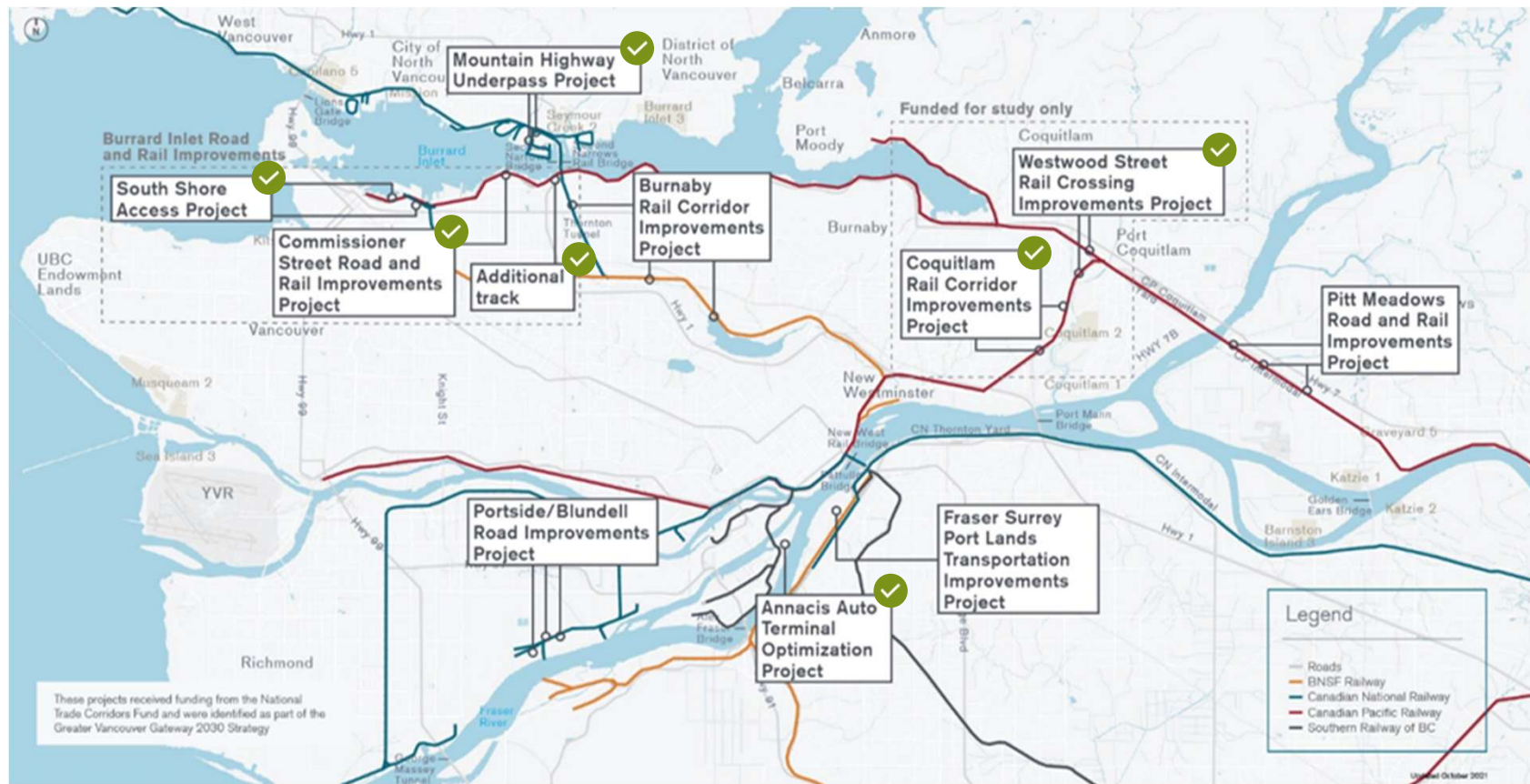
Metric tonnage by selected commodities (top 5) and year

Foreign Outbound 2008 - 2024

Outbound Metric Tonnage by Selected Commodities and Year



Port authority-led gateway projects



Collaborating on capacity development



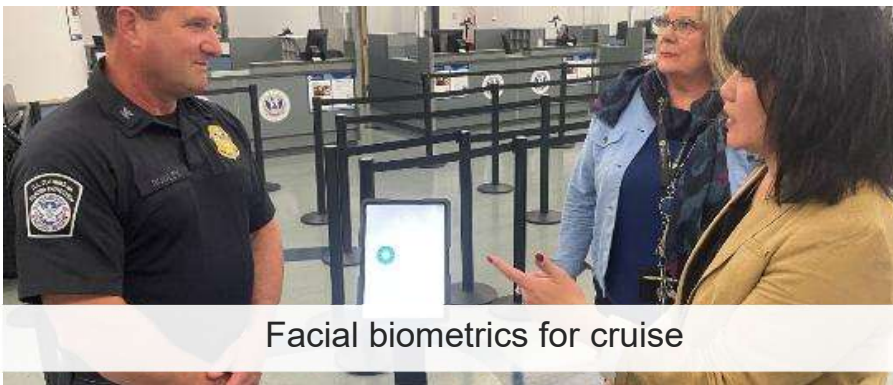
Collaborating on port optimization through Connect+



Active Vessel Traffic Management Program



Optimizing Second Narrows marine/rail coordination



Facial biometrics for cruise



Supply Chain Visibility Program

Collaborating on supply-chain resilience



Collaborating on decarbonization

Advancing clean-energy infrastructure/frameworks, supporting innovation



Supply chain disruptions

VFPA works in partnership with our supply chain partners to enhance and strengthen supply chain resilience

Stakeholder engagement

- Work with National Supply Chain Office to build understanding across government and industry
- Communicate economic impact to Canada
- Highlight risk to the supply chain
- Coordinate responses to disruptions

Supply chain resilience

- Invest in digital processes to assist recovery
- Provide data sharing tools to enable options and make informed decisions

ECHO Program: 2024 slowdown participation results June to November



Active Jun 1 – Oct 31

All vessels
84%

3,332 of 3,970

Containers
84%

607 of 726

Ship slowdown
at Swiftsure Bank



Ship slowdown in
Haro Strait and Boundary Pass



All vessels
86%

2,442 of 2,849

Containers
88%

470 of 534

Active Jun 1 – Nov 15

Thank you
www.portvancouver.com



#myportcity